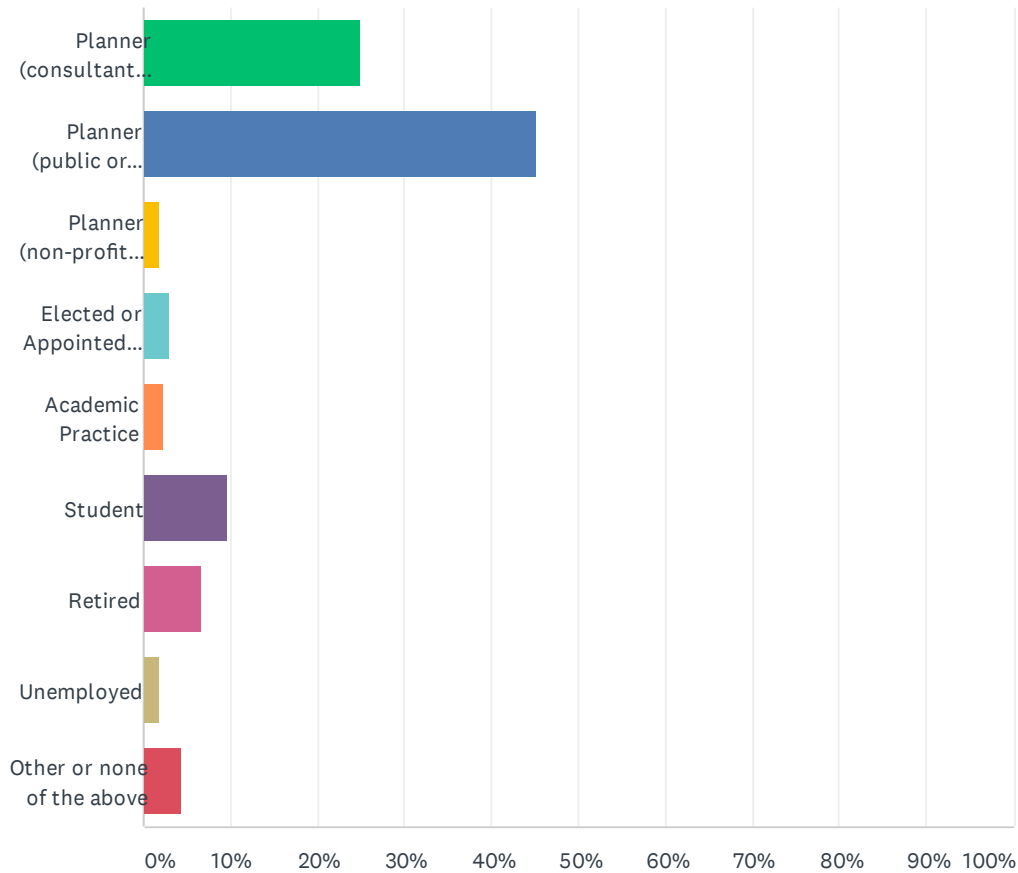


Q1 Which category best represents your current status?

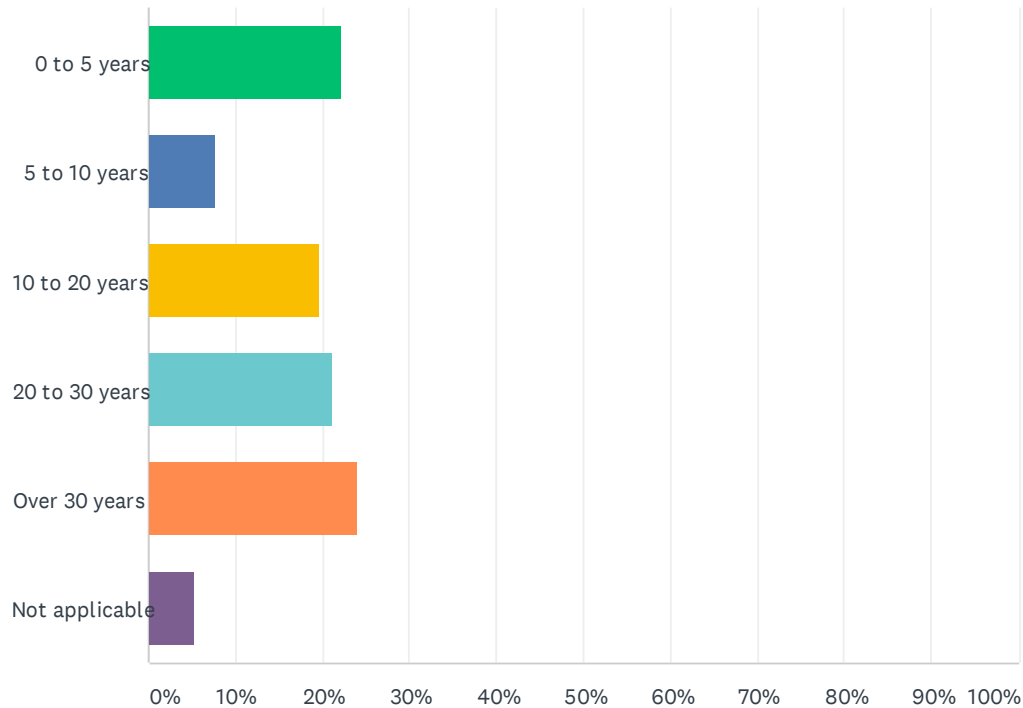
Answered: 208 Skipped: 0



ANSWER CHOICES	RESPONSES	
Planner (consultant firm or self-employed)	25.00%	52
Planner (public or government agency)	45.19%	94
Planner (non-profit organization)	1.92%	4
Elected or Appointed Official (e.g., Planning Commissioner)	2.88%	6
Academic Practice	2.40%	5
Student	9.62%	20
Retired	6.73%	14
Unemployed	1.92%	4
Other or none of the above	4.33%	9
TOTAL		208

Q2 How many years have you been in the planning profession?

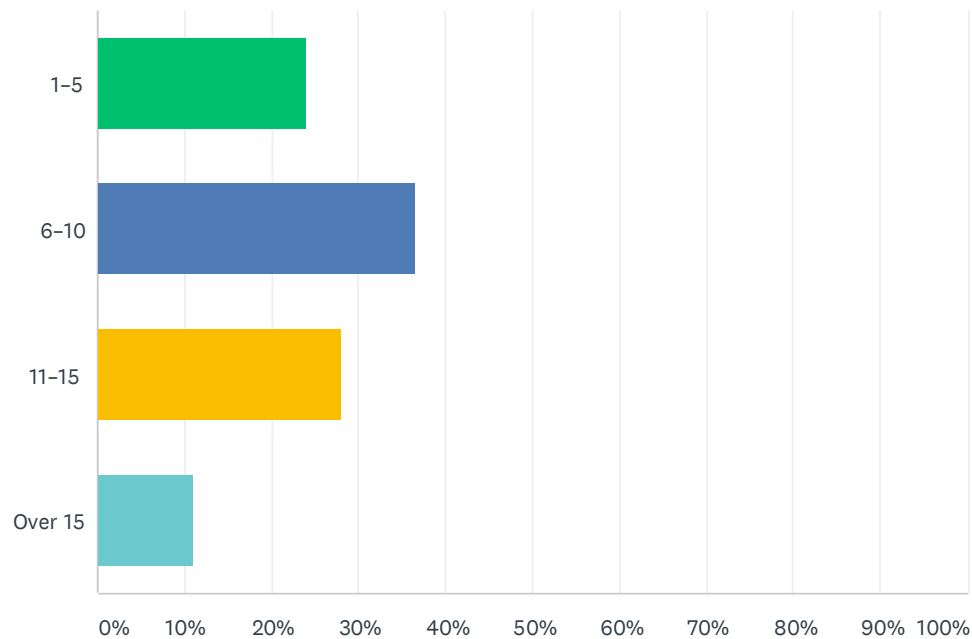
Answered: 208 Skipped: 0



ANSWER CHOICES	RESPONSES	
0 to 5 years	22.12%	46
5 to 10 years	7.69%	16
10 to 20 years	19.71%	41
20 to 30 years	21.15%	44
Over 30 years	24.04%	50
Not applicable	5.29%	11
TOTAL		208

Q3 How many sessions and networking events did you attend during the three-day conference?

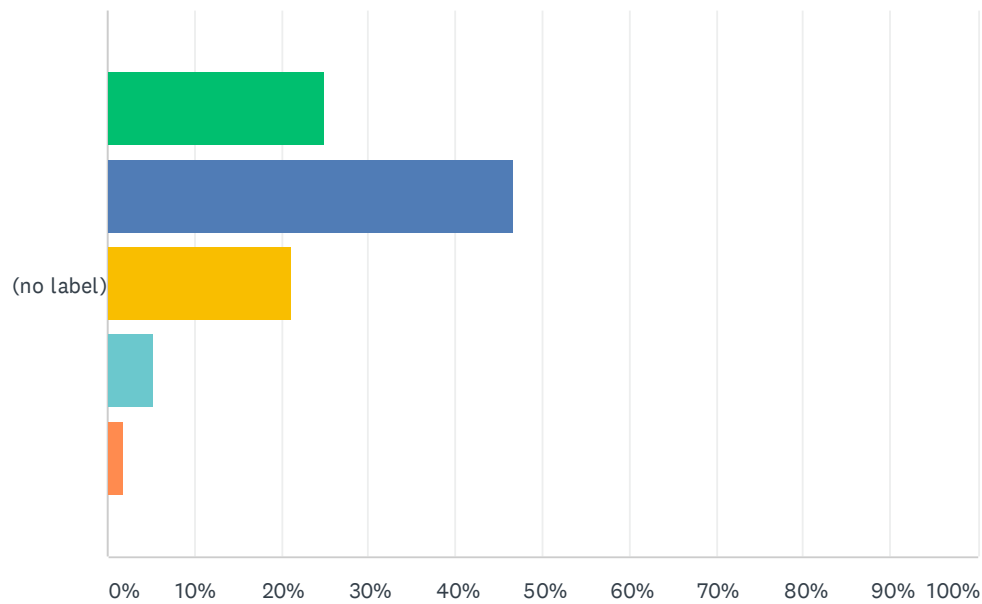
Answered: 207 Skipped: 1



ANSWER CHOICES	RESPONSES	
1-5	24.15%	50
6-10	36.71%	76
11-15	28.02%	58
Over 15	11.11%	23
TOTAL		207

Q4 How would you rate your overall conference experience? (5—excellent, 1—poor)

Answered: 208 Skipped: 0

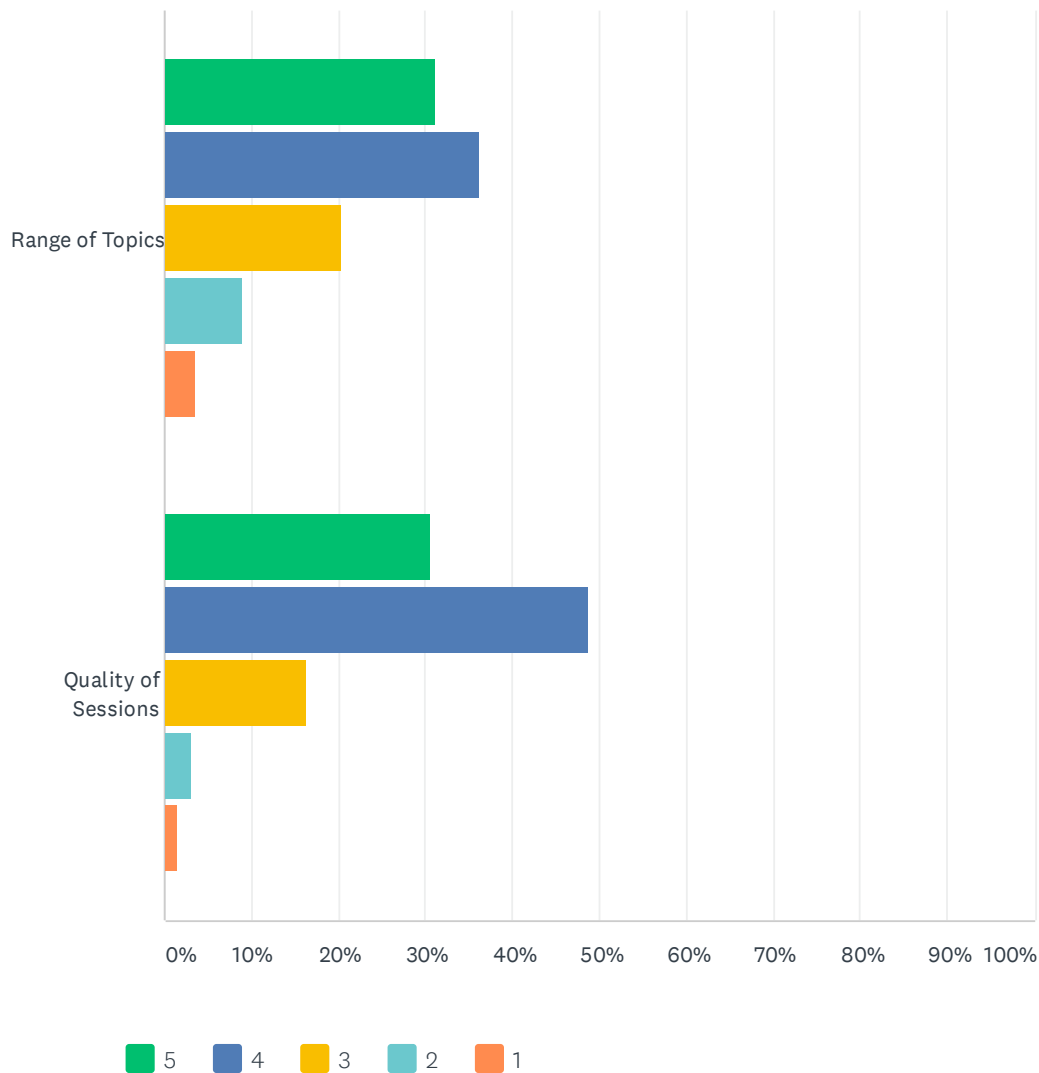


5 4 3 2 1

	5	4	3	2	1	TOTAL	WEIGHTED AVERAGE
(no label)	25.00%	46.63%	21.15%	5.29%	1.92%	208	2.13
	52	97	44	11	4		

Q5 How would you rate the range of topics and overall quality of sessions offered at the conference? (5—excellent, 1—poor)

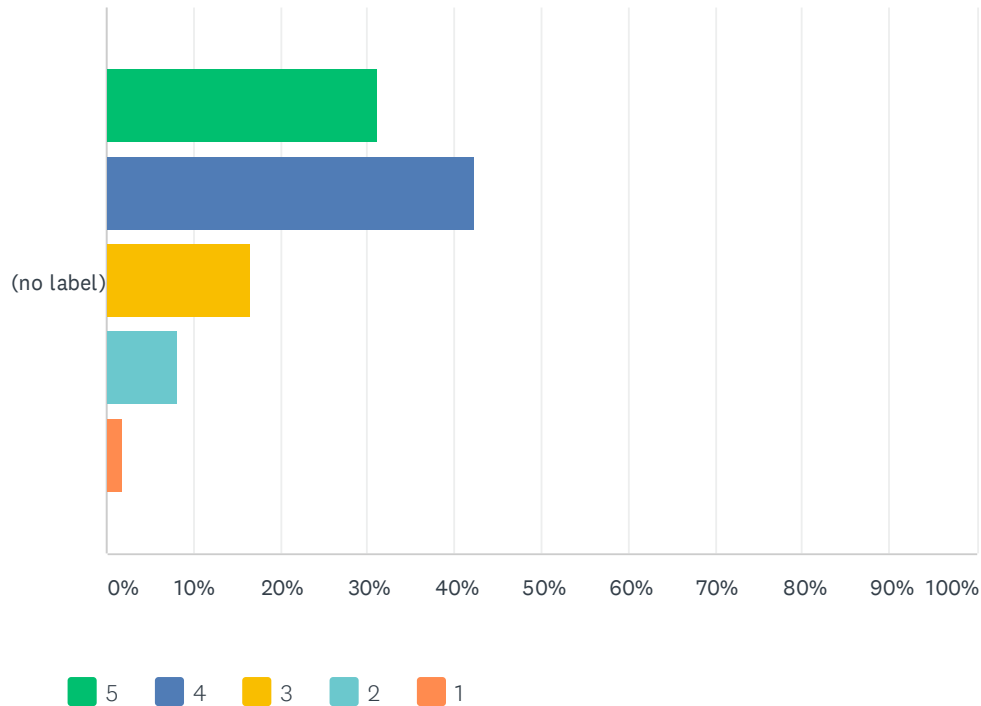
Answered: 208 Skipped: 0



	5	4	3	2	1	TOTAL	WEIGHTED AVERAGE
Range of Topics	31.19% 63	36.14% 73	20.30% 41	8.91% 18	3.47% 7	202	3.83
Quality of Sessions	30.46% 60	48.73% 96	16.24% 32	3.05% 6	1.52% 3	197	4.04

Q6 How relevant and applicable were the sessions and networking events to your current job, practice, or interest? (5—very relevant and applicable, 1—not relevant and applicable)

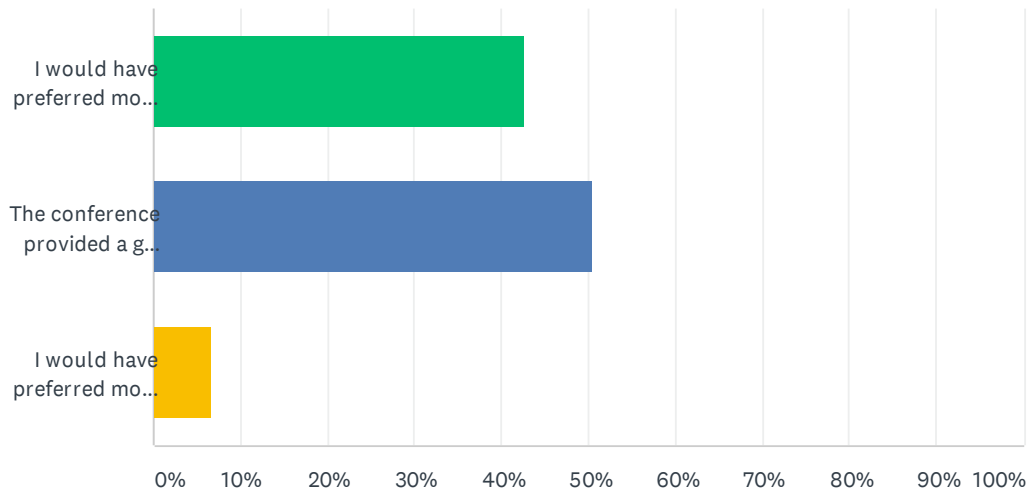
Answered: 206 Skipped: 2



	5	4	3	2	1	TOTAL	WEIGHTED AVERAGE
(no label)	31.07% 64	42.23% 87	16.50% 34	8.25% 17	1.94% 4	206	2.08

Q7 Do you feel the conference offered the right balance of educational sessions and networking events?

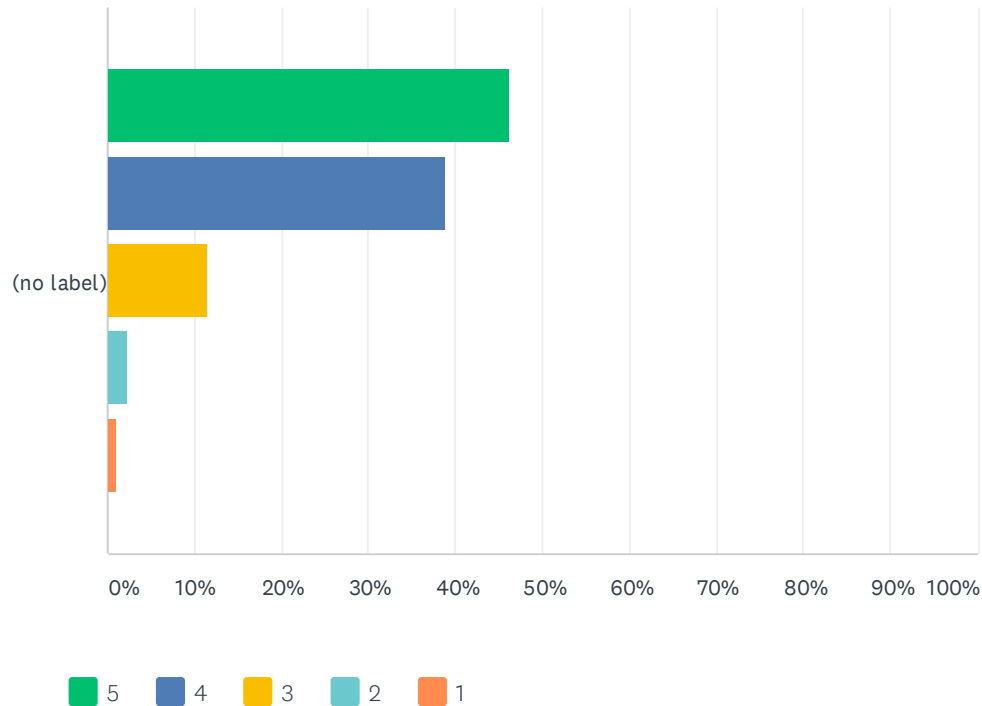
Answered: 206 Skipped: 2



ANSWER CHOICES	RESPONSES	
I would have preferred more educational sessions.	42.72%	88
The conference provided a good balance of educational sessions and networking events.	50.49%	104
I would have preferred more networking events.	6.80%	14
TOTAL		206

Q8 How satisfied were you with Zoom (webinars and meeting rooms) as the virtual platform for educational sessions? (5—very satisfied, 1—very dissatisfied)

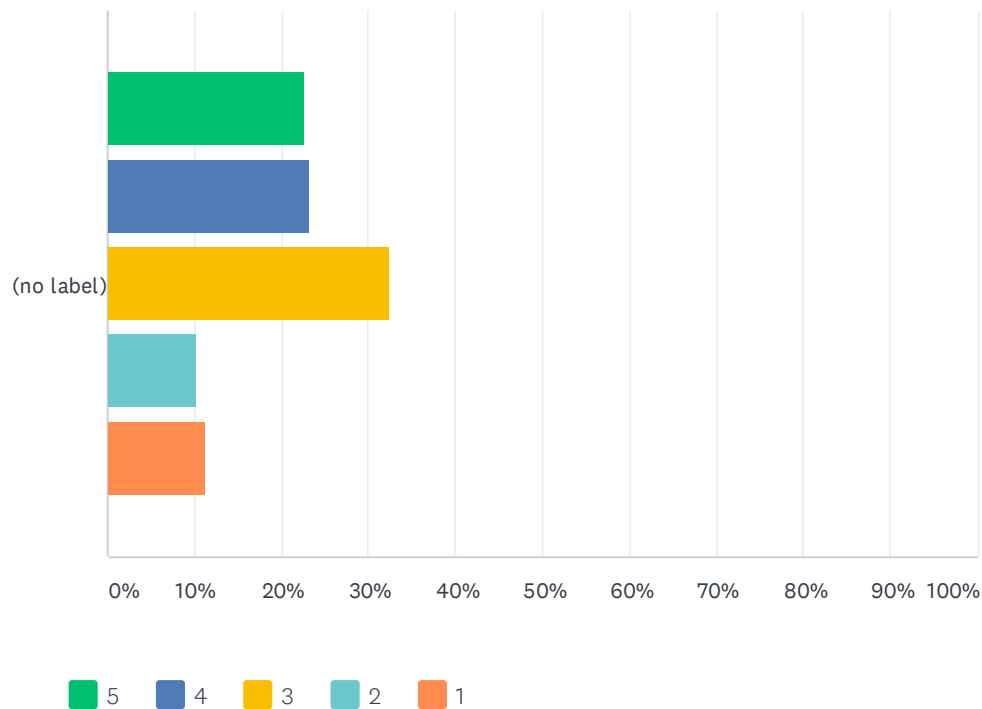
Answered: 208 Skipped: 0



	5	4	3	2	1	TOTAL	WEIGHTED AVERAGE
(no label)	46.15% 96	38.94% 81	11.54% 24	2.40% 5	0.96% 2	208	1.73

Q9 How satisfied were you with Remo as the virtual platform for interactive sessions and networking events? (5—very satisfied, 1—very dissatisfied)

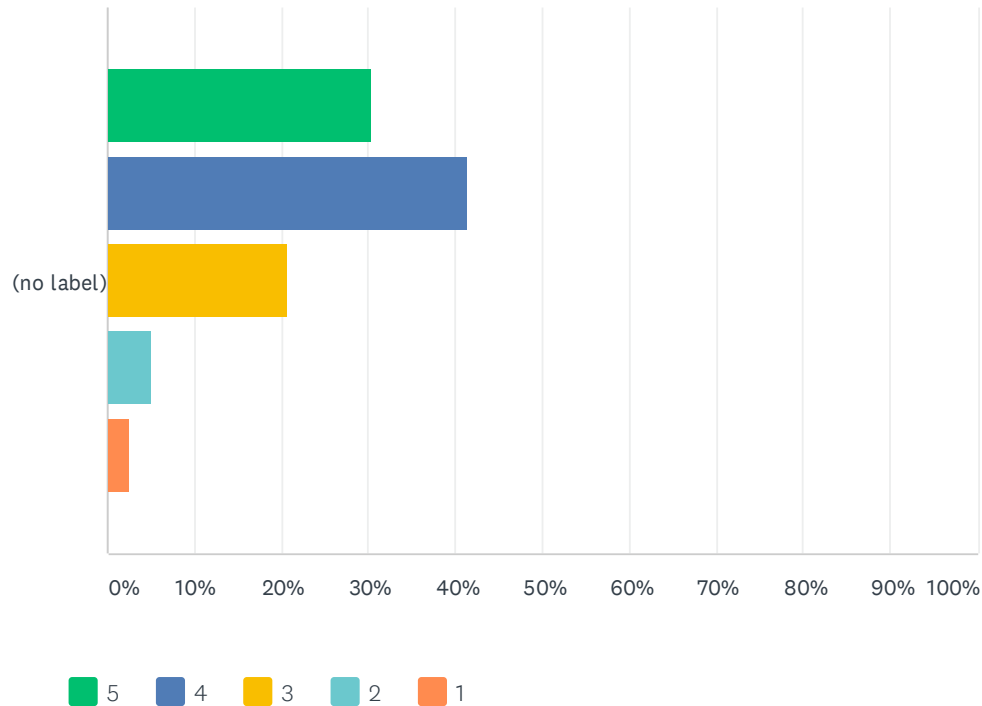
Answered: 194 Skipped: 14



	5	4	3	2	1	TOTAL	WEIGHTED AVERAGE
(no label)	22.68% 44	23.20% 45	32.47% 63	10.31% 20	11.34% 22	194	2.64

Q10 If you referred to the 2020 conference website before or during the conference, how would you rate the content and organization? (5—excellent, 1—poor)

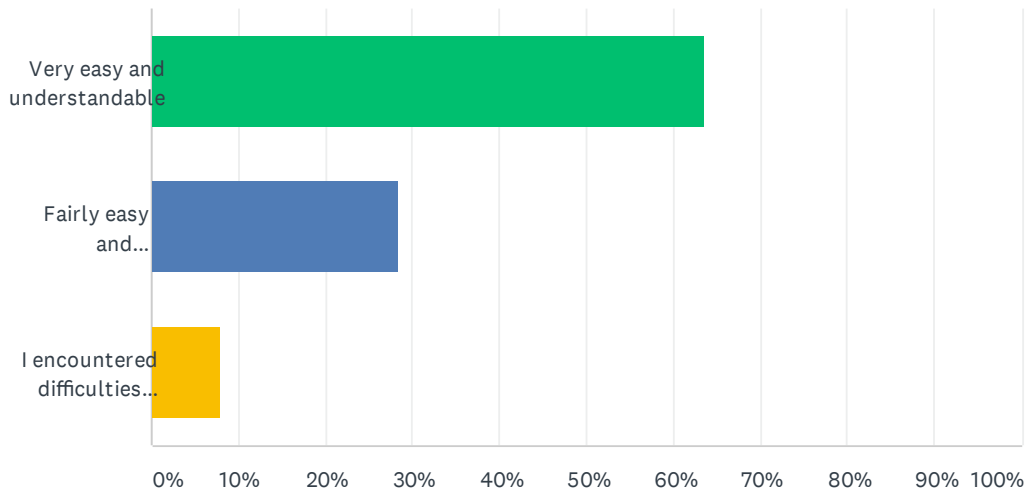
Answered: 198 Skipped: 10



	5	4	3	2	1	TOTAL	WEIGHTED AVERAGE
(no label)	30.30% 60	41.41% 82	20.71% 41	5.05% 10	2.53% 5	198	2.08

Q11 How easy was the registration process for the conference, including registration support?

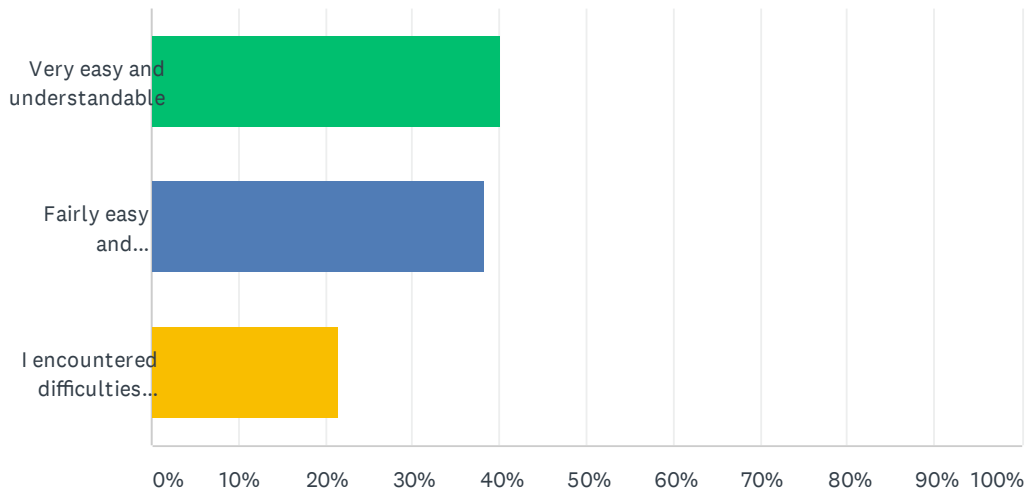
Answered: 201 Skipped: 7



ANSWER CHOICES	RESPONSES	
Very easy and understandable	63.68%	128
Fairly easy and understandable	28.36%	57
I encountered difficulties with the registration process	7.96%	16
TOTAL		201

Q12 How easy was it to logon to the conference mobile app on your computer/laptop or mobile device?

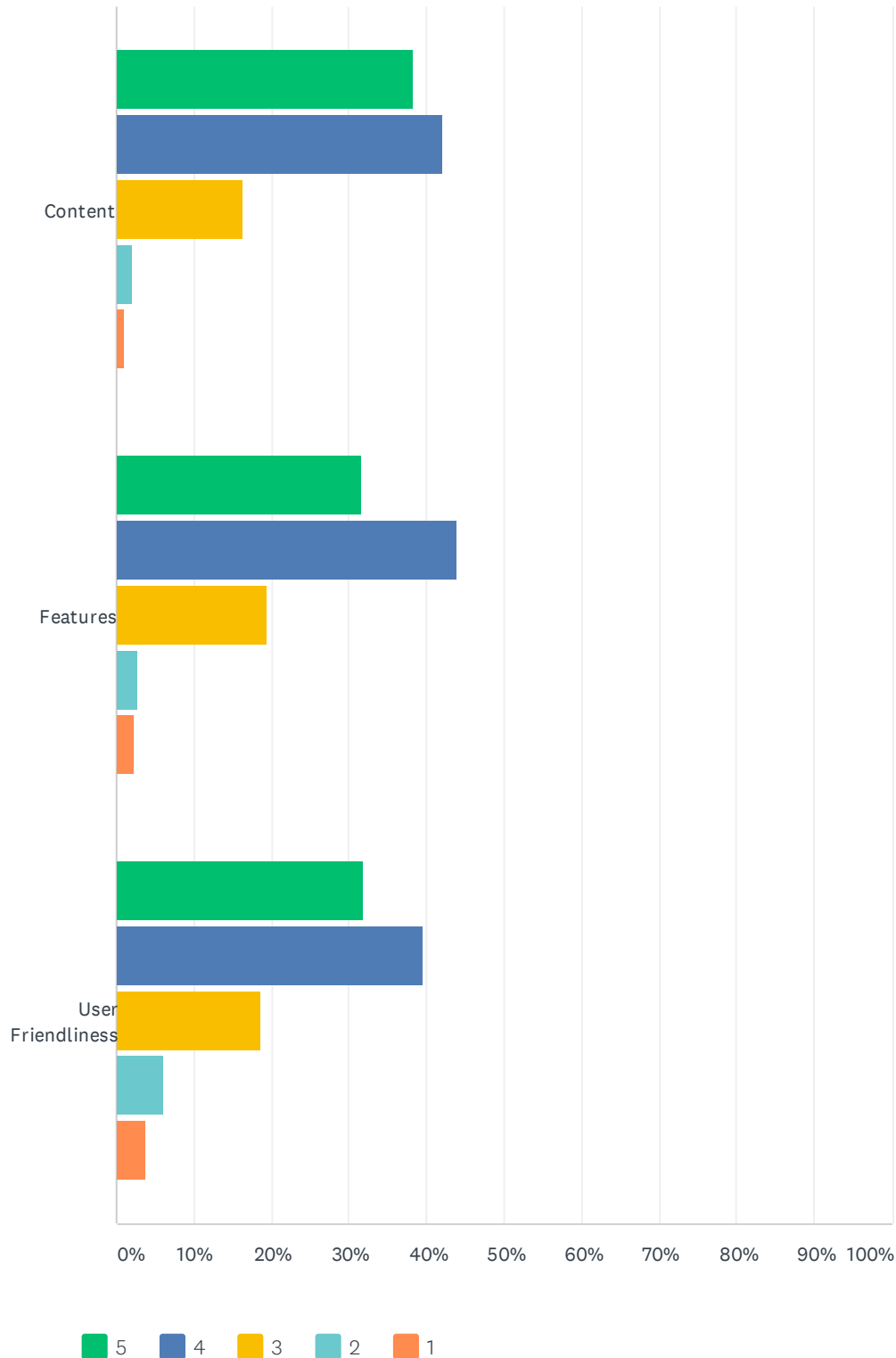
Answered: 204 Skipped: 4



ANSWER CHOICES	RESPONSES	
Very easy and understandable	40.20%	82
Fairly easy and understandable	38.24%	78
I encountered difficulties with the logon process	21.57%	44
TOTAL		204

Q13 How satisfied were you with the conference mobile app in terms of posted content, available features, and user friendliness? (5—very satisfied, 1—very dissatisfied)

Answered: 186 Skipped: 22

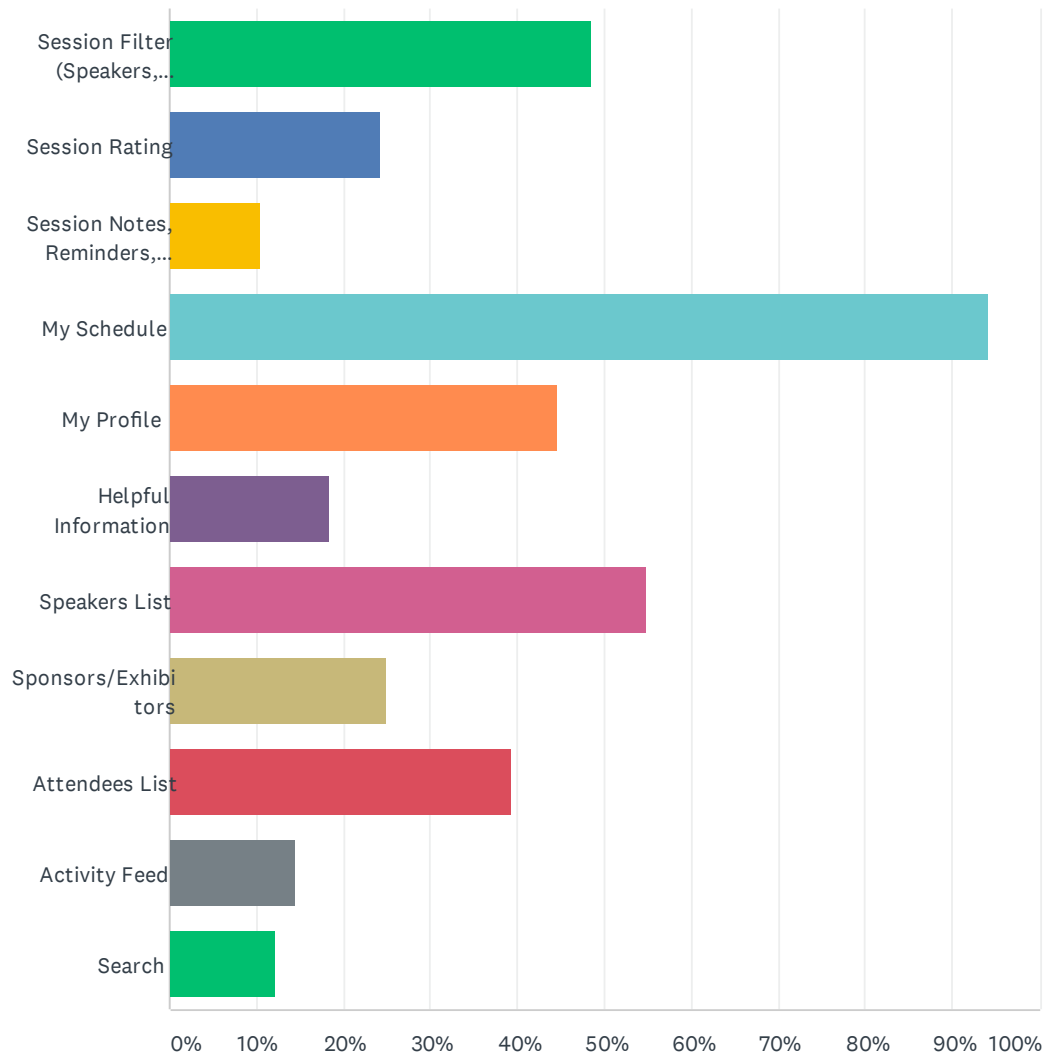


APA California 2020 Conference

	5	4	3	2	1	TOTAL	WEIGHTED AVERAGE
Content	38.25% 70	42.08% 77	16.39% 30	2.19% 4	1.09% 2	183	1.86
Features	31.67% 57	43.89% 79	19.44% 35	2.78% 5	2.22% 4	180	2.00
User Friendliness	31.87% 58	39.56% 72	18.68% 34	6.04% 11	3.85% 7	182	2.10

Q14 Please check ALL of the features on the mobile app that you used or referenced.

Answered: 173 Skipped: 35

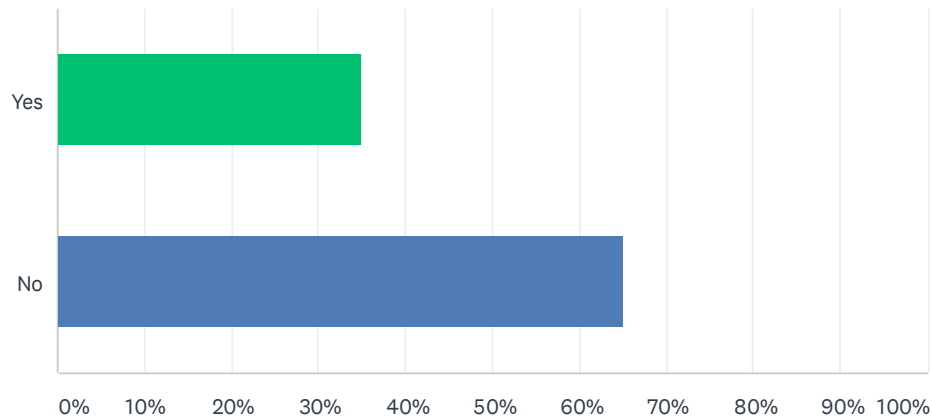


APA California 2020 Conference

ANSWER CHOICES	RESPONSES	
Session Filter (Speakers, Tracks, Tags)	48.55%	84
Session Rating	24.28%	42
Session Notes, Reminders, Bookmarks, or Photos	10.40%	18
My Schedule	94.22%	163
My Profile	44.51%	77
Helpful Information	18.50%	32
Speakers List	54.91%	95
Sponsors/Exhibitors	24.86%	43
Attendees List	39.31%	68
Activity Feed	14.45%	25
Search	12.14%	21
Total Respondents: 173		

Q15 Do you have any additional comments or suggestions for the Virtual Conference Committee or next year's Conference Host Committee?

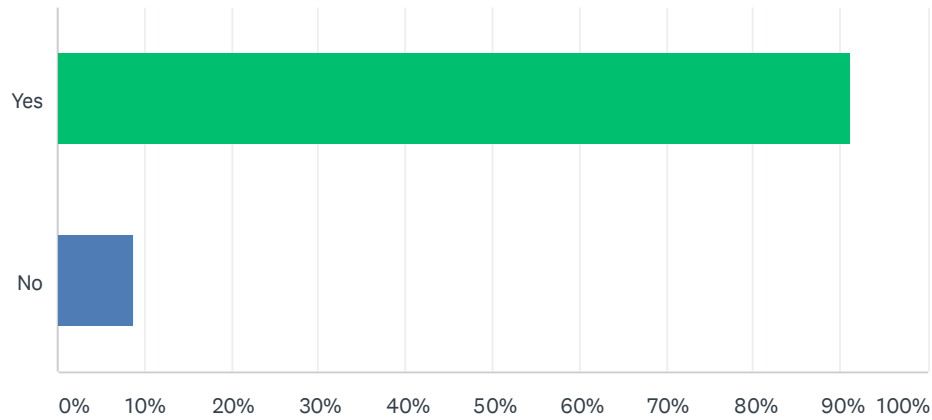
Answered: 183 Skipped: 25



ANSWER CHOICES	RESPONSES	
Yes	34.97%	64
No	65.03%	119
TOTAL		183

Q16 Are you an APA member?

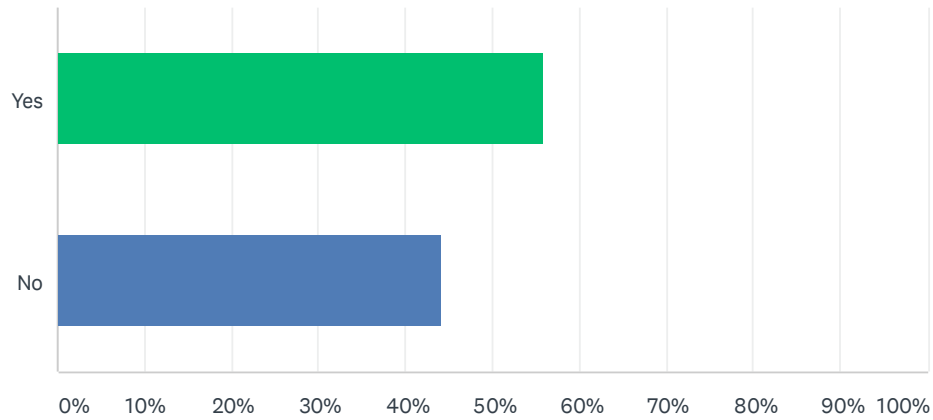
Answered: 206 Skipped: 2



ANSWER CHOICES	RESPONSES	
Yes	91.26%	188
No	8.74%	18
TOTAL		206

Q17 Are you an AICP member?

Answered: 206 Skipped: 2



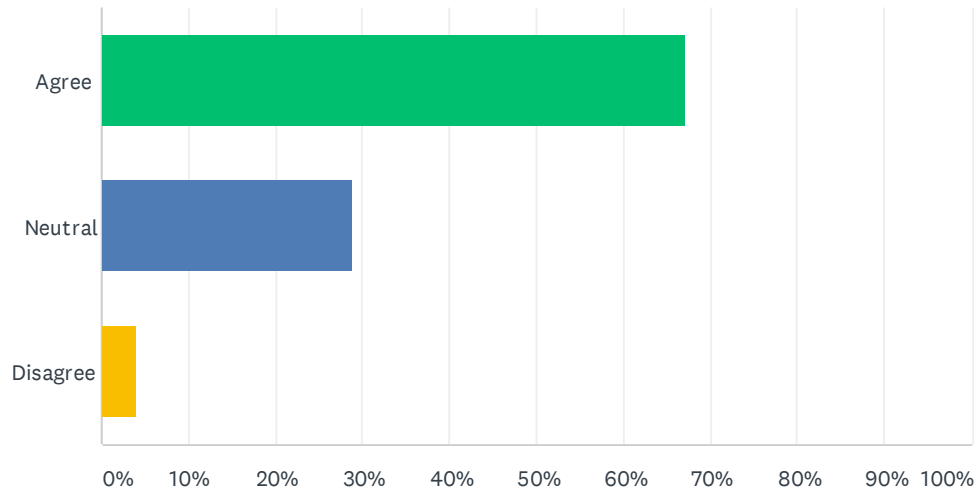
ANSWER CHOICES	RESPONSES	
Yes	55.83%	115
No	44.17%	91
TOTAL		206

Q18 The Chapter is considering the role of virtual sessions in future conferences, even if the conference is held in person. Please make any comment about use of virtual learning as part of the conference, or your preferences about what you'd like to see as virtual sessions that could help the Chapter in looking at future conference formats.

Answered: 158 Skipped: 50

Q19 The conference has better prepared me to do my job or perform my role (e.g. provided useful ideas or techniques, speakers were engaging and knowledgeable).

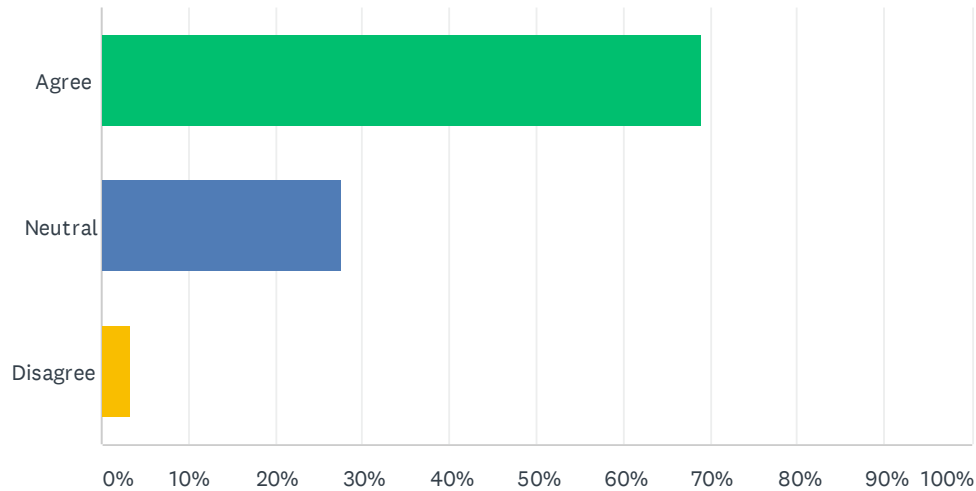
Answered: 128 Skipped: 80



ANSWER CHOICES	RESPONSES	
Agree	67.19%	86
Neutral	28.91%	37
Disagree	3.91%	5
TOTAL		128

Q20 The conference has elevated/expanded my knowledge as an AICP member in my area of practice or through introducing new subject matter as a professional level.

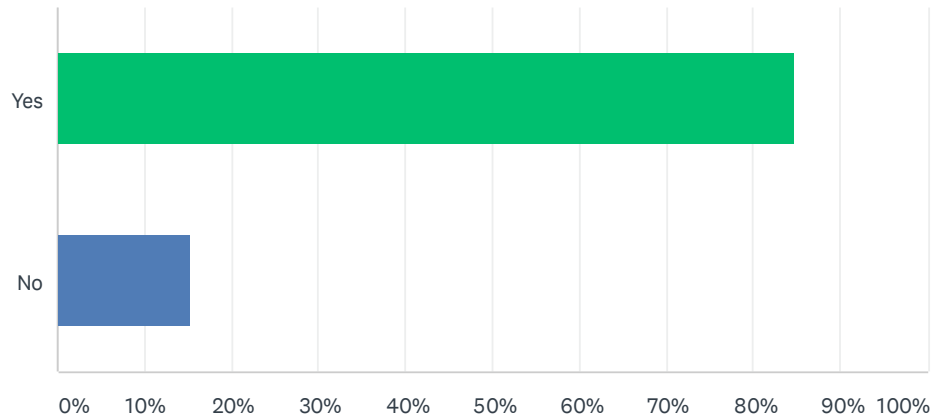
Answered: 123 Skipped: 85



ANSWER CHOICES	RESPONSES	
Agree	69.11%	85
Neutral	27.64%	34
Disagree	3.25%	4
TOTAL		123

**Q21 Was the material covered in the sessions you attended what you expected based on the description provided in the conference program?
Please explain.**

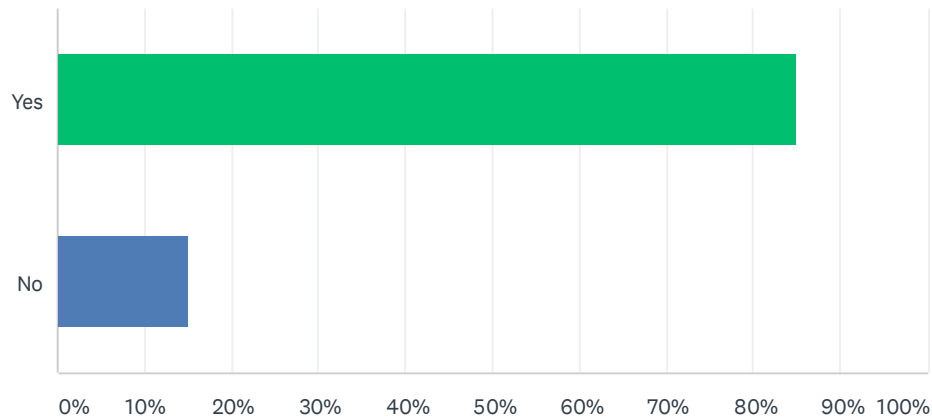
Answered: 124 Skipped: 84



ANSWER CHOICES	RESPONSES	
Yes	84.68%	105
No	15.32%	19
TOTAL		124

Q22 Was the number and variety of conference sessions available sufficient for you to obtain your required Law and Ethics CM credits?

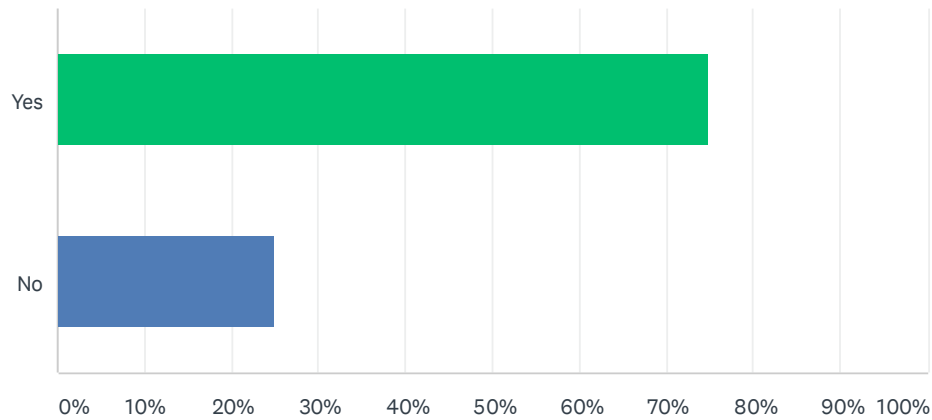
Answered: 119 Skipped: 89



ANSWER CHOICES	RESPONSES	
Yes	84.87%	101
No	15.13%	18
TOTAL		119

Q23 Was the diversity of topics presented adequate to allow you to meet your expectations coming into the conference?

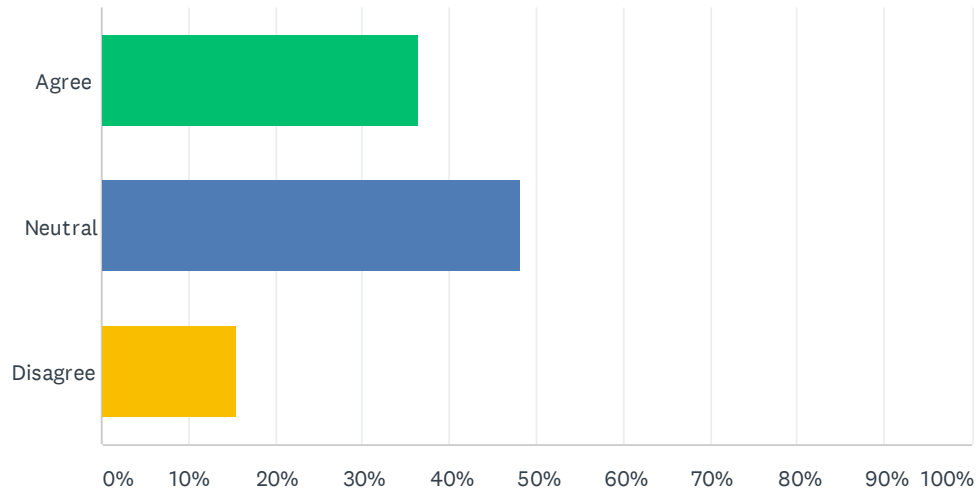
Answered: 124 Skipped: 84



ANSWER CHOICES	RESPONSES	
Yes	75.00%	93
No	25.00%	31
TOTAL		124

Q24 A topic or some of the material should have been more effectively organized or presented for the conference to have met its stated purpose or objective.

Answered: 129 Skipped: 79



ANSWER CHOICES		RESPONSES	
Agree		36.43%	47
Neutral		48.06%	62
Disagree		15.50%	20
TOTAL			129

Q25 Are there topics that you felt are unnecessary to include in next year's conference? Please give examples.

Answered: 53 Skipped: 155